

---

# Introduction & Syllabus

## ECE 111 Introduction to ECE

Please visit [Bison Academy](#) for corresponding lecture notes, homework sets, and solutions

---

# What is Electrical / Computer / Software Engineering?

Electrical Engineering	Computer Engineering	Software Engineering
<p>Devices that use electricity (Electronics, Filters, Interface to a Computer)</p> <p>May or may not include a computer</p>	<p>Software and Hardware tied to a computer</p> <p>Read inputs &amp; control outputs using software</p> <p>Low Level Programming: <i>Read Sensors</i> <i>Drive Actuators</i></p> <p>Mid-Level Programming: <i>Get a quad-copter to hover</i> <i>Typical: 100-1000 lines of code</i></p>	<p>Focus purely on Software</p> <p>May include some hardware (It helps to know what the program does when you write it)</p> <p>High-Level Programming <i>Artificial Intelligence</i> <i>Get quad-copters to swarm</i> <i>Do a gradient search to find the gas leak</i> <i>1000+ lines of code</i></p>

---

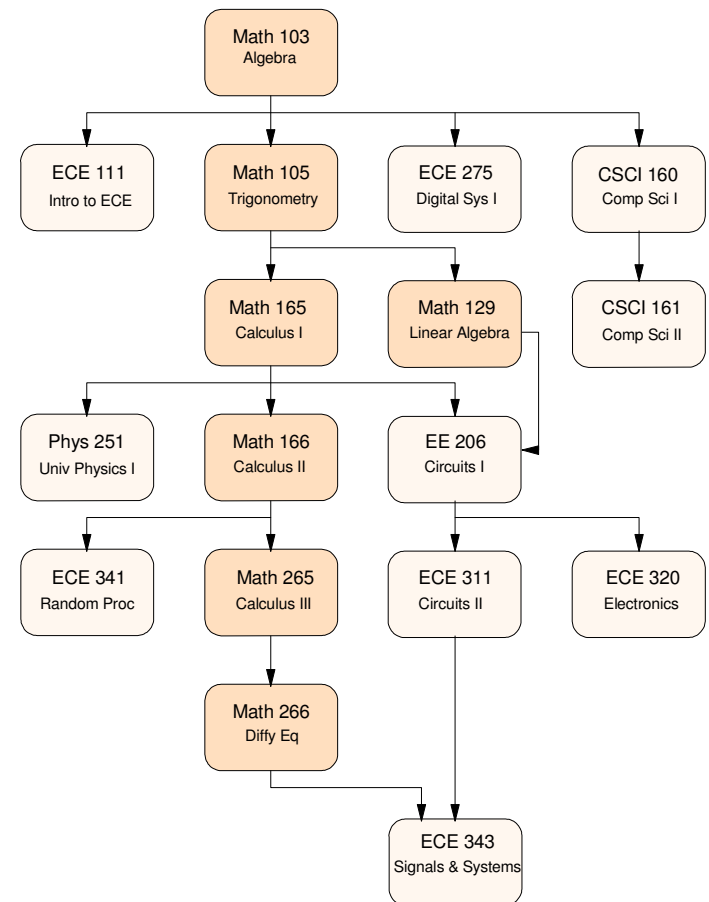
# Why ECE 111 Exists

## Recruiting

- We lose about half of our students in the math sequence
- ECE 111 exposes you to what you'll see in ECE early in the program
- It's a fun major. All that math is useful.
- Stick it out: it gets better.

## Matlab Programming Class

- Matlab is a computer program used extensively in ECE
- (Matlab is essentially a calculator on steroids)
- Feedback from students: It would be nice if there was a course that taught you how to use Matlab
- That is ECE 111



---

## Course Content: Week 2

Use Matlab to solve problems similar to what you'll encounter in various courses.

Use numerical techniques to solve these problems

- Focus is on use of Matlab

Theory & solving by hand comes later, when you take these courses

### Math 103 Algebra I (Week 2)

- Solve 1 equation for 1 unknown
- Using Matlab, iterate to find the answer

Example:

- If  $V = 7.50$ , what is  $T$ ?



---

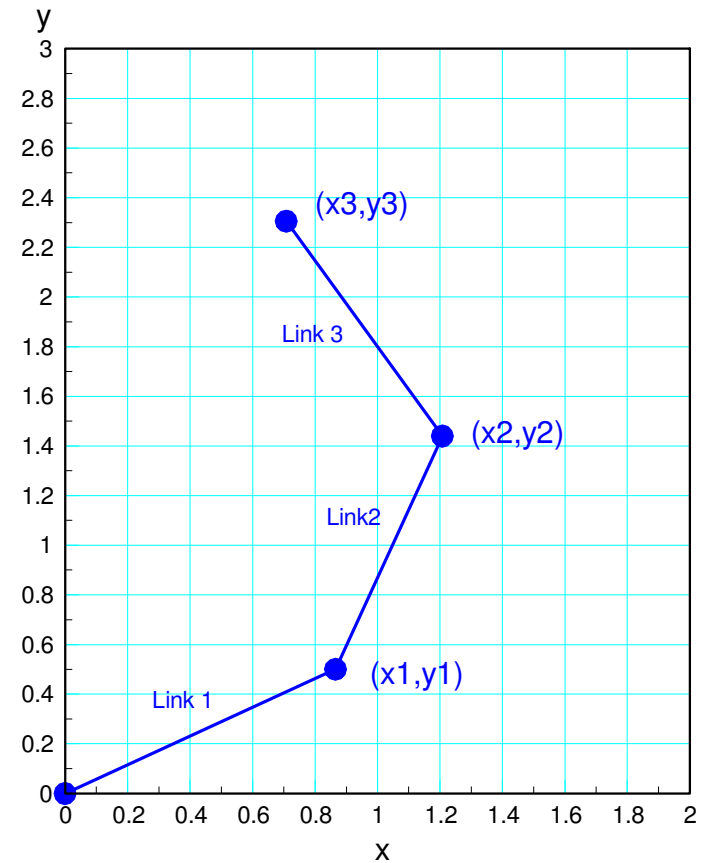
# Course Content: Week 3

## Math 105: Trigonometry

- Find the tip position of a robotic arm given the joint angles
  - Forward Kinematics
- Find the joining angles given the tip position
  - Inverse Kinematics
- Show the motion of a robotic arm as it moves

## Animation in Matlab

- Use Matlab to show the motion of the robotic arm
- (Matlab has really good animation)



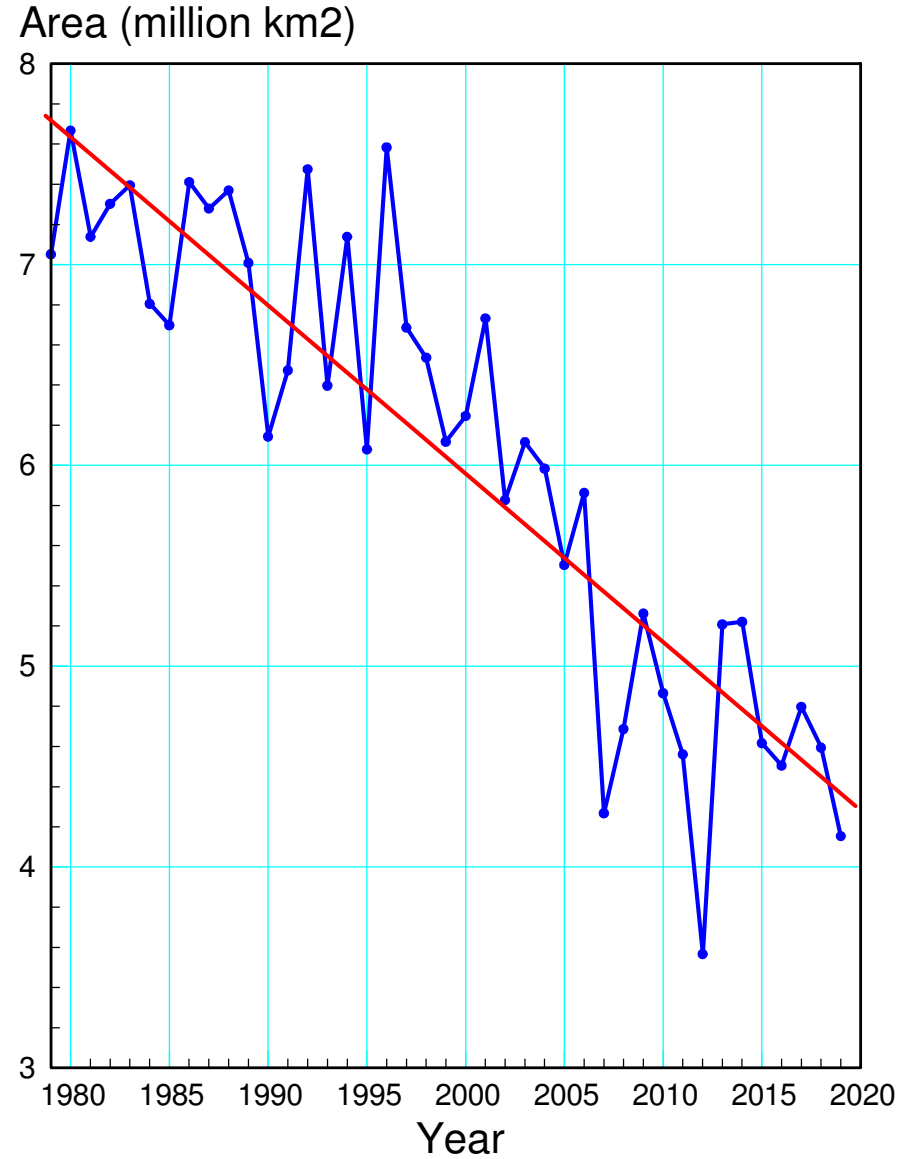
---

# Course Content: Week 4

## Linear Algebra

- Solve N equations for N unknowns
- Curve Fitting
  - Find a function to approximate your data
- Use real data to practice curve fitting
  - Example: Arctic Sea Ice Area

What does this imply?



---

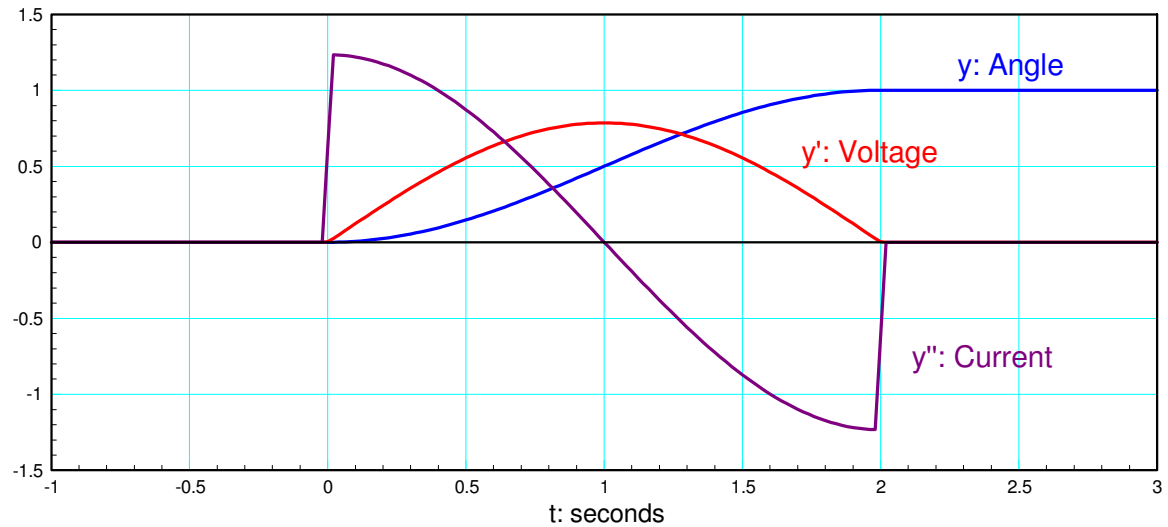
## Course Content: Week 6

### Math 165: Calculus I (Differentiation)

- Use numerical methods to determine the derivative of a function
- (Wait until you take Math 165 to find the derivatives by hand)

### Using this numerical solution...

- Determine the voltages needed to drive a robotic arm
  - 1st derivative of angle
- Determine the currents needed to drive a robotic arm
  - 2nd derivative of angle



# Course Content: Overall

16 weeks = 16 topics covered in ECE 111

- Using numerical methods and Matlab, you can solve problems from these courses
- Solution by hand will wait until you take these courses

Matlab is a really useful tool

- You can solve all sorts of problems with it

		Lecture (ECE & Matlab)
1	Aug 22	<b>Introduction</b> Slide 0: Introduction - <b>Matlab Basics</b> Week 1 Slides
2	Aug 29	<b>Math 103: Algebra 1</b> Week 2 Slides Solving one equation for one unknown
3	Sept 5	<b>Math 105: Trigonometry</b> Week 3 Slides Polar to rectangular conversions
4	Sept 12	<b>Math 129: Linear Algebra</b> Week 4 Slides Solving N equations for N unknowns
5	Sept 19	<b>Renewable Energy</b> Week 5 Slides Wind and Solar Energy <i>South Australia &amp; Renewable Energy (article)</i> <i>Renewables hit 146% in South Australia (article)</i> <i>Wind &amp; Solar hit 61% in Australia (article)</i>
6	Sept 26	<b>Math 165: Calculus 1</b> Week 6 Slides Differentiation
7	Oct 3	<b>Math 166: Calculus II</b> Week 7 Slides Integration
8	Oct 10	<b>EE 206: Circuits I</b> Week 8 Slides <u>Kirchoffs</u> Laws, Resistor Circuits, HP42 Calculator (Free42)



---

## Course Information

Instructor: Arun Govindkutty

Lecture: Tuesdays  
also live streamed on Zoom  
also available on YouTube

Recitation: Thursdays

Office: ECE 215

Office Hours t.b.d.

---

---

## **Bulletin Description:**

Introduction to electrical and computer engineering problem solving, design and professional issues. 3 lectures. Prereq: MATH 103.

## **Course Objectives:**


By the end of the semester, students should:

- Know what courses he/she needs to take to graduate in Electrical or Computer engineering,
  - Be able to solve problems from various areas of ECE using Matlab, and
  - Be able to use functions of Matlab, including plotting, creating m-files, and writing scripts
-

# Hy-Flex Model for ECE 111

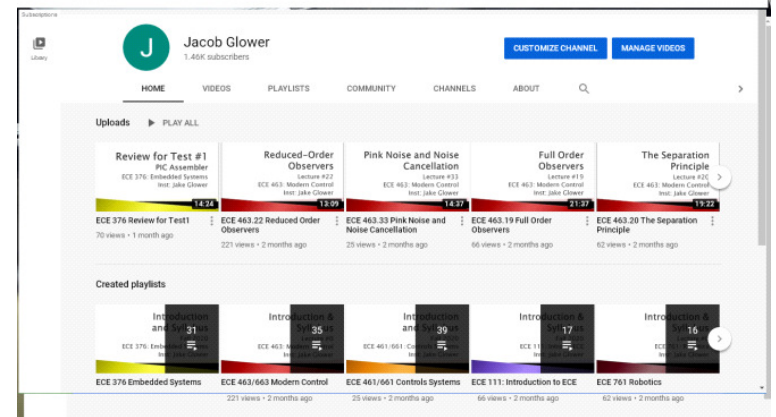
Students are welcome to take this course however they like:

- In-Person: Students are welcome to attend class at the designated class time and location.
- Live-Stream: Students are also welcome to live-stream the class. A link with how to connect will be sent out at the start of the semester on BlackBoard and to your NDSU email address.
- On-Line: Students are also welcome to take the class on-line and fit lectures into their own schedule.



It doesn't matter which section you signed up for

- You can attend however you like
- There's plenty of room

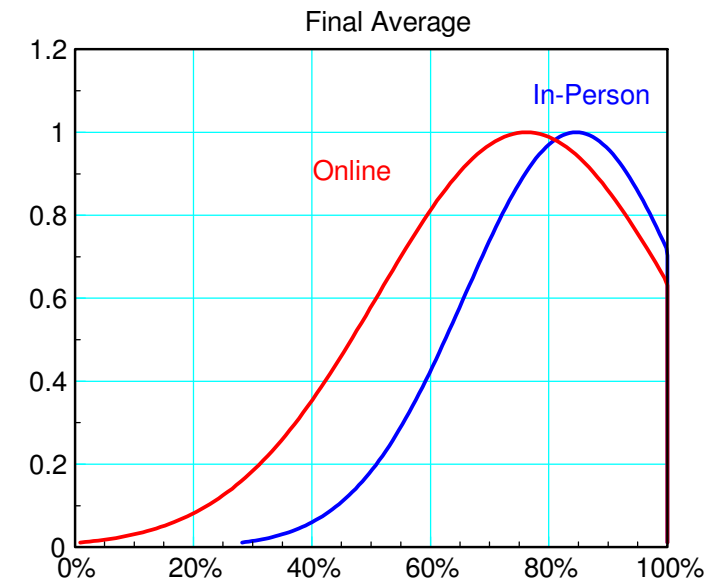
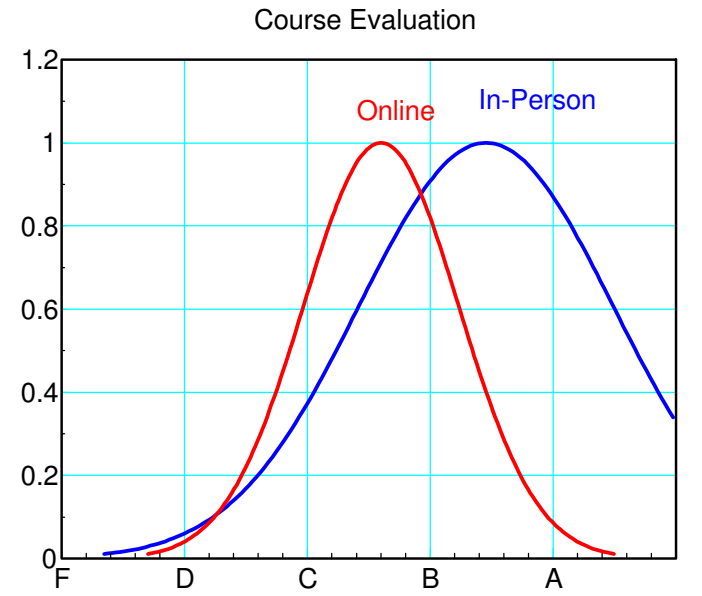


## However....

### In-Person is better than online

- Course evaluations were a letter grade higher for people who took the course in-person vs. live-stream or online.
- Student's overall average was 7% higher for students who signed up for the in-person version of the class than the online version.

Given a choice, I'd take the class in-person

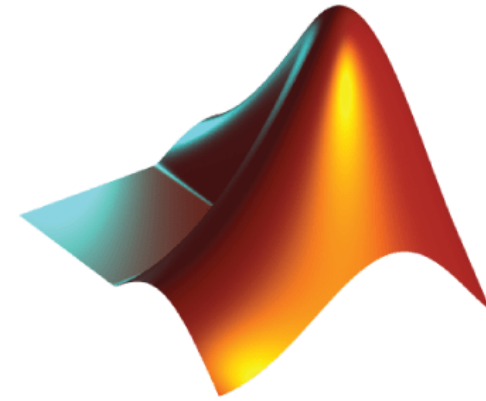


---

# Required Student Resources:

## Matlab (free!)


- Available on all computers in Engineering
- Also available for personal use
- Download instruction under ECE 111 / Resources



MATLAB

## Calculator capable of complex numbers

- HP35S *highly* recommended
  - \$37 from TDKpets
  - <https://www.tdkpets.us/collections/new-arrivals/products/byijzca10264246>
  - **Worth about 10 points on midterms**
  - **Does have a learning curve...**
  - Lots of YouTube videos showing how to use
- Free42: HP42s calculator
  - \$200 on ebay
  - **Free app for your cell phone**
- Most ECE students use TI84 Plus
  - \$100 from Amazon



---

# Text Book

- [www.BisonAcademy.com](http://www.BisonAcademy.com) (free!)
- Available to all current and former ECE students
  - Good reference if you forget something
- All lectures available as a pdf file or as a YouTube video (for online students)

## ECE 111: Introduction to ECE

[Syllabus - HW & Solutions - Resources - Comments](#)

		<b>Lecture (ECE &amp; Matlab)</b>	<b>Videos</b> YouTube Playlist	<b>Handouts &amp; Sample Code</b>	<b>Homework</b>
1	Aug 22	<a href="#">Introduction</a> Slide 0: Introduction - <a href="#">Matlab Basics</a> Week 1 Slides	0: Introduction  1: <a href="#">Matlab Basics</a>	Download <a href="#">Matlab</a> Dice For Loop While Loop	HW #1
2	Aug 29	<a href="#">Math 103: Algebra 1</a> Week 2 Slides Solving one equation for one unknown	2: Algebra 1	2 Handout	HW #2

---

# Homework & Solutions

Posted on Bison Academy

- Due the following class period
- Hardcopy, submit on Blackboard, or email me
- email: Include ECE 111 in the subject line

Solutions to these homework sets will be posted after they're due

- Plus we'll go over the solutions in class
- Plus there will be links to YouTube videos were I go over the homework (for online students)

Homework sets and solutions from previous semesters are also available

- Good resource if you get stuck and need help

## ECE 111: Introduction to ECE

Homework Sets and Solutions

Syllabus - HW & Solutions - Resources - Comments

Fa21	Sp21	Fa20
<b>1: Matlab Basics</b> Solution #1 (pdf) Solution #1 (YouTube)	<b>1: Matlab Basics</b> Solution #1	<b>1: Matlab Basics</b> Solutions #1
<b>2: Plotting</b> Solution #2 (pdf) Solution #2 (YouTube)	<b>2: Plotting</b> Solution #2	<b>2: Plotting</b> Solution #2
<b>3: Curve Fitting</b> Solution #3 (pdf)	<b>3: Curve Fitting</b> Solution #3	<b>3: Curve Fitting</b> Solution #3
<b>4: Wind Energy</b> Solution #4 (pdf) Solution #4 (YouTube)	<b>4: Wind Energy</b> Solution #4	<b>4: Wind Energy</b> Solution #4
<b>5: Kirchoff's Laws</b> Solution #5 (pdf) Solution #5 (YouTube)	<b>5: Kirchoff's Laws</b> Solution #5	<b>5: Kirchoff's Laws</b> Solution #5
<b>6: KCL &amp; KVN</b> Solution #6 (pdf) Solution #6 (YouTube)	<b>6: KCL &amp; KVN</b> Solution #6	<b>6: KCL &amp; KVN</b> Solution #6
<b>7: RC Circuits</b> Solution #7 (pdf) Solution #7 (YouTube)	<b>7: RC Circuits</b> Solution #7	<b>7: RC Circuits</b> Solution #7
<b>8: RLC Circuits</b> Solution #8 (pdf)	<b>8: RLC Circuits</b> Solution #8	<b>8: RLC Circuits</b> Solution #8
<b>9: Phasors</b> Solution #9 (pdf) Solution #9 (YouTube)	<b>9: Phasors</b> Solution #9	<b>9: Phasors</b> Solution #9
<b>10: Filters</b> Solution #10 (pdf) Solution #10 (YouTube)	<b>10: Filters</b> Solution #10	<b>10: Filters</b> Solution #10
<b>11: Fourier Xform</b> Solution #11 (pdf) Solution #11 (YouTube)	<b>11: Fourier Xform</b> Solution #11	<b>11: Fourier Xform</b> Solution #11
<b>12: Statistics</b> Solution #12 (pdf) Solution #12 (YouTube)	<b>12: Statistics</b> Solution #12	<b>12: Statistics</b> Solution #12

---

# Submitting Homework Sets

Homework can be submitted as

- Hard copy (in-person),
- Uploaded to BlackBoard, or
- Email to me

For electronic submission, MS Word works well

- Copy and paste Matlab code in to MS Word
- Use snipping tool to copy and paste images into Word
- Document that you're using Matlab and got the correct answer

jpg and pdf files are also OK

- As long as I can open and read your file, I'm OK
-



---

# Resources

## Where to go to get CircuitLab

- Free to NDSU students
- Use your NDSU email address when registering

## Where to go to get Matlab

- Available on engineering computers
- Free to NDSU students
- Need to request a license from NDSU

## Various Data Sets

- Backup in case the data set is removed
- Used throughout ECE 111

---

### Circuit Simulators

- Circuit Lab (\$24/year)
- LTSpice
  - Instructions for using LTSpice (youtube)
- PartSim

---

### Matlab

- Download Matlab (link to NDSU license)
- Matlab for Beginners

---

### HP35s Calculator

- RPN and Stacks
- Complex Numbers
- Solving  $f(x) = 0$

---

### SciLab

- Download latest version of SciLab
- Scilab for Beginners
- Download SciLab 5.3.3
- Scilab Controls System Toolbox (for SciLab 5.3.3)
- Control Systems Toolbox Instructions

---

### StatTrek

- Normal Distribution
- t-Tables
- Chi-Squared Tables
- F-Tables

---

### Weather Data

- National Weather Service
- National Oceanic and Atmospheric Administration (CO2 Levels)
- National Oceanic and Atmospheric Administration: Global Temperatures
- National Snow and Ice Data Center (Arctic Sea Ice)
- NDAWN: North Dakota Weather

---

### Data Sets (from above locations)

- CO2 Levels vs Year (from NOAA)
  - Temperature Deviations (from NOAA)
  - Arctic Sea Ice (from NSIDC)
-

---

# Evaluation Procedures and Grading Criteria

Grades will be the average of the following:

Homework	Final Exam
100%	none

Grades are rounded to the nearest 1%, with your final grade being

F	D	C	B	A
59% or less	60% - 69%	70% - 79%	80% - 89%	90% or more

Note: The objective of this course is to expose you to areas of ECE and get you familiar with Matlab. If you do the homework and projects, I expect you will have no problem getting an A or B.

---

# Lectures

- Tuesdays
- Also live streamed on Zoom
- Also recorded and posted on YouTube
- Present a typical problem you will see in different core classes
- Present how to use Matlab to solve these problems using numerical methods
  - How to solve these by hand is covered in the actual class

## Note:

- Focus for ECE 111:
  - Using Matlab
  - Using numerical methods to solve problems
  - Foreshadowing of the ECE courses
- If you're a little fuzzy on the theory of the material, that's OK. The first time is always the hardest.

		Lecture (ECE & Matlab)	Videos & Sample Code YouTube Playlist
1	Aug 23	<b>ECE 111 Syllabus</b> Syllabus <b>Matlab Basics</b> Week #1: Slides <i>Input a matrix, addition, multiplication</i>	0 Syllabus 1 Matlab Basics
2	Aug 30	<b>Math 105: Trigonometry</b> Week #2 Slides <i>Plotting in Matlab.</i>	2 Trigonometry
3	Sep 6	<b>Math 129: Linear Algebra</b> Week #3 Slides <i>Solving N equations for N unknowns</i>	3 Linear Algebra
4	Sep 13	<b>Math 165: Calculus</b> Week #4 Slides <i>Integration, Differentiation, Functions in Matlab</i>	4 Calculus
5	Sep 20	<b>EE 206: Circuits I</b> Week #5 Slides <i>Kirchoffs Laws, Resistor Circuits</i>	5 Circuits I
6	Sep 27	<b>EE 206: Circuits I</b> Week #6 Slides <i>Voltage Nodes, Current Loops</i>	6 KVN/KCL
7	Oct 4	<b>ECE 311: Circuits II</b> Week #7 Slides <i>Capacitors &amp; Heat Equation</i>	7 Circuits II Leyden Jar (EB)
8	Oct 11	<b>ECE 351: Electromagnetics</b> Week #8 Slides <i>Wave Equation, Reflection Coefficients</i>	8 Emag Magnetism (EB)
9	Oct 18	<b>ECE 311: Circuits II</b> Week #9 Slides <i>RC Circuits with Sinusoidal Inputs</i>	9 Circuits II HP42 Tutorial
10	Oct 25	<b>ECE 343: Signals</b> Week #10 Slides <i>Filter Design, Poles and Zeros</i>	10 Signals
11	Nov 1	<b>ECE 343: Signals</b> Week #11 Slides <i>Frequency content of a signal</i>	11 Signals
12	Nov 8	<b>ECE 341: Random Processes</b> Week #12 Slides <i>Normal distribution and student t-test</i>	12 Random

---

# Recitation


- Thursday
- In-Person only (zoom doesn't work for this)
- Plenty of room - feel free to attend regardless of which section you signed up for.

Recitation is held in a computer lab

- TA & instructor will be there to help you with that week's homework
- With programming, its *much* easier to have someone show you rather than reading the manuals
- Solutions to previous homework sets are also useful

Recitation is optional

- If you would like help with Matlab, please feel free to attend recitation.
- If you can do the homework without the need of any help, you don't need to show up



---

## Legal Stuff:

- Attendance: According to NDSU Policy 333 ([www.ndsu.edu/fileadmin/policy/333.pdf](http://www.ndsu.edu/fileadmin/policy/333.pdf)), attendance in classes is expected. Students are responsible for the material covered in class and in assignments regardless of their attendance. Note that all lecture notes, homework sets, and solutions are available on-line at [www.BisonAcademy.com](http://www.BisonAcademy.com)
  - Students with Special Needs: Any students with disabilities or other special needs, who need special accommodations in this course, are invited to share these concerns or requests with the instructor and contact the Disability Services Office ([www.ndsu.edu/disabilityservices](http://www.ndsu.edu/disabilityservices)) as soon as possible.
  - Academic Honesty: The academic community is operated on the basis of honesty, integrity, and fair play. NDSU Policy 335: Code of Academic Responsibility and Conduct applies to cases in which cheating, plagiarism, or other academic misconduct have occurred in an instructional context. Students found guilty of academic misconduct are subject to penalties, up to and possibly including suspension and/or expulsion. Student academic misconduct records are maintained by the Office of Registration and Records. Informational resources about academic honesty for students and instructional staff members can be found at [www.ndsu.edu/academichonesty](http://www.ndsu.edu/academichonesty).
  - Academic Honesty Defined: All written and oral presentations must “respect the intellectual rights of others. Statements lifted verbatim from publications must be cited as quotations. Ideas, summaries or paraphrased material, and other information taken from the literature must be properly referenced” (Guidelines for the Presentation of Disquisitions, NDSU Graduate School).
  - ECE Honor Code: On my honor I will not give nor receive unauthorized assistance in completing assignments and work submitted for review or assessment.
  - Veterans and Student Soldiers: Veterans and student soldiers with special circumstances or who are activated are encouraged to notify the instructor in advance.
-