

---

# **Sinusoidal Sources**

**ECE 211 Circuits I**

**Lecture #20**

Please visit [Bison Academy](#) for corresponding  
lecture notes, homework sets, and solutions

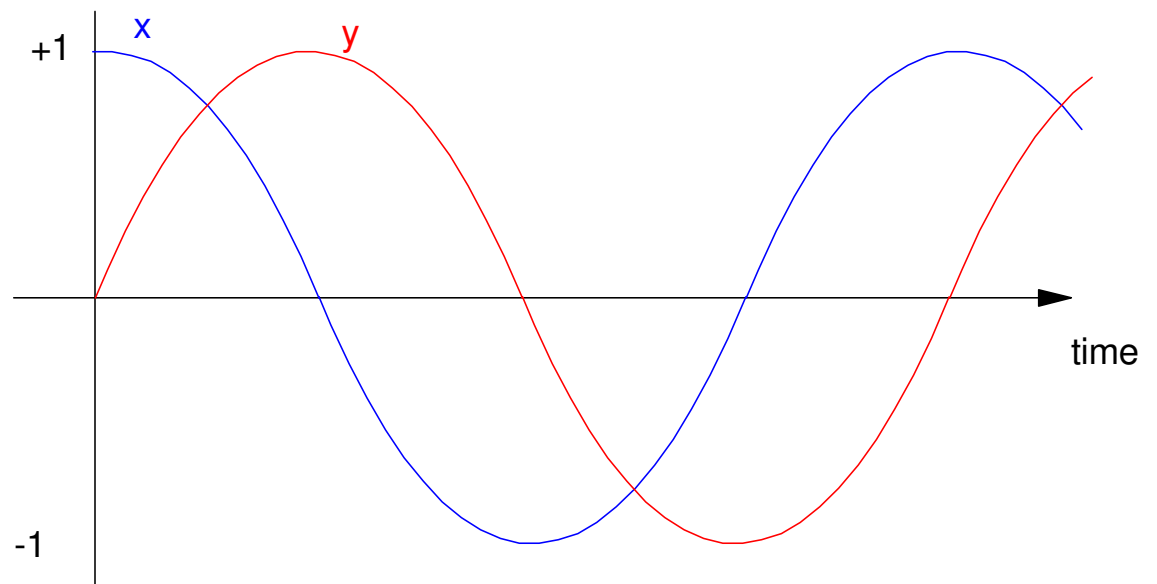
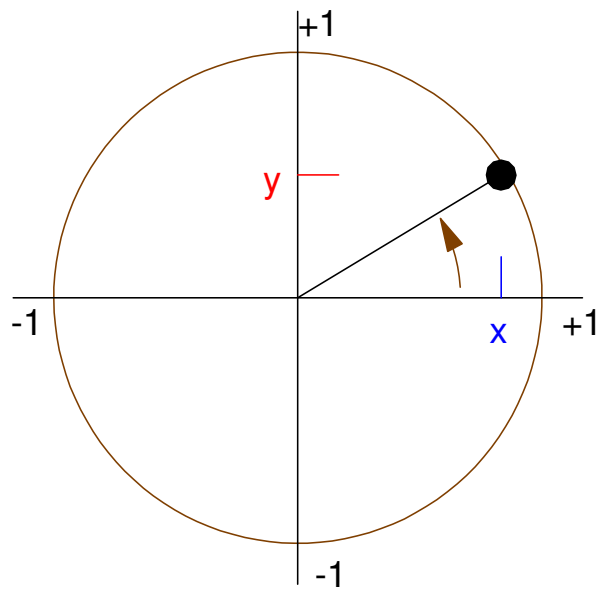
---

---

# What Is a Sine Wave?

**Circles and Sine Waves:** If you take a wheel and spin it counter clockwise,

- The x-position of a point on the wheel maps out a cosine function, and
- The y-position of a point maps out a sine function



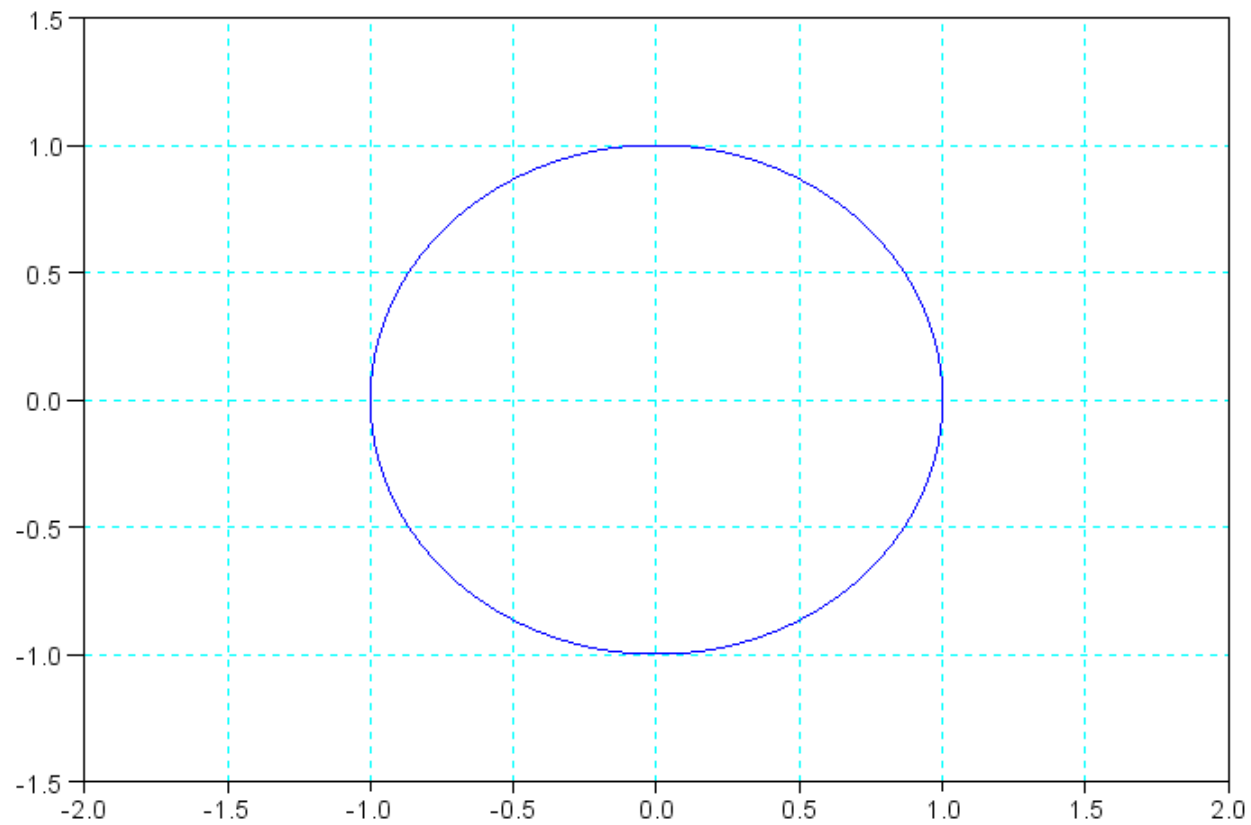
plotting x vs. y where  $x = \cos(q)$   $y = \sin(q)$  produces the unit circle

---

---

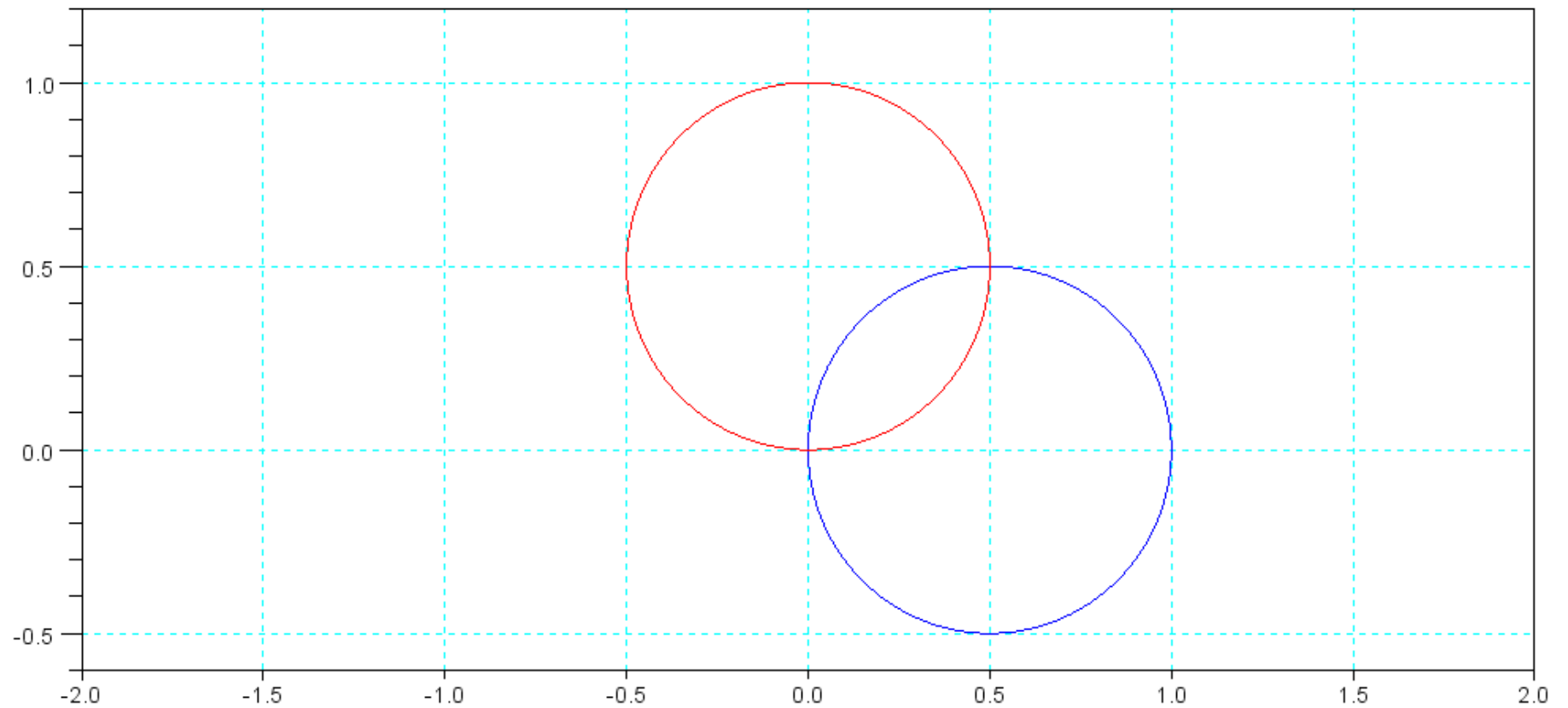
If you plot  $\cos(q)$  vs.  $\sin(q)$ , you get the unit circle

```
q = [0:0.001:1]' * 2 * pi;  
x = cos(q);  
y = sin(q);  
plot(cos(q), sin(q))
```



---

$r = \cos \theta$ ,  $r = \sin \theta$  also gives you circles



---

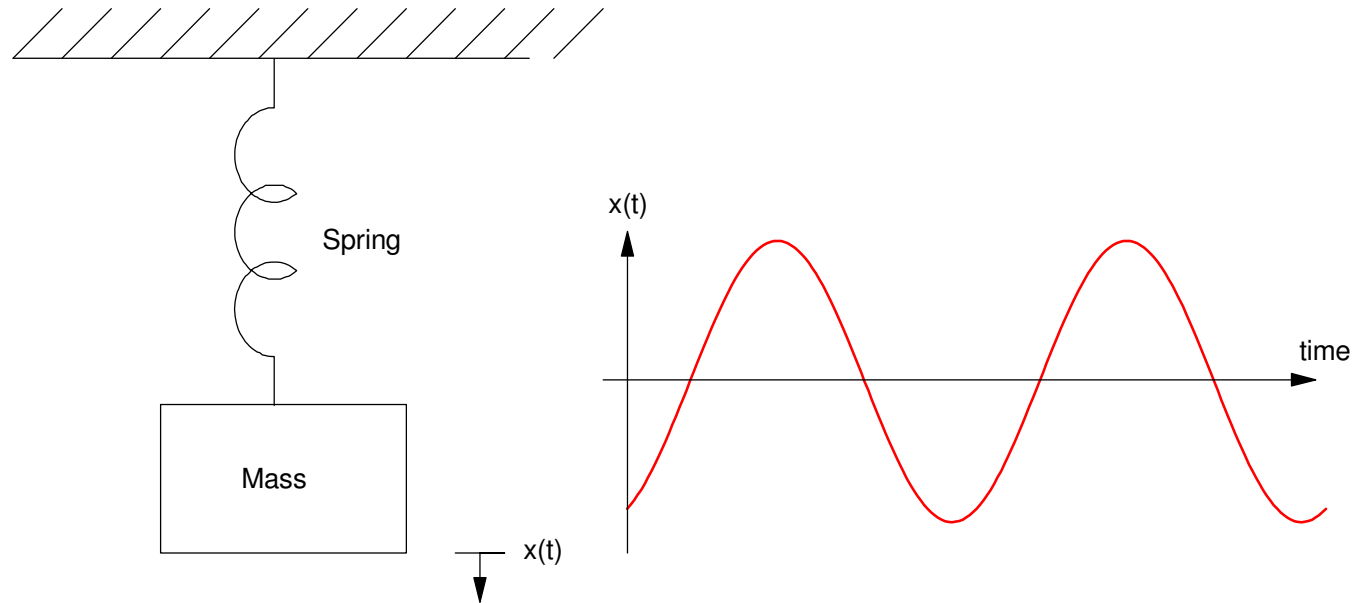
# Natural Response to Differential Equations:

The natural response to a linear 2nd-order differential equation

$$\frac{d^2y}{dt^2} + \omega^2 y = 0$$

is a sine wave:

$$y(t) = a \cos(\omega t) + b \sin(\omega t)$$



---

# Why Use Sine Waves?

- Sine waves are eigenfunctions
- You can decompose any periodic signal into a sum of sine waves

**Eigenfunctions:** The solution to a differential equation (i.e. a circuit) is the same as the forcing function.

Example:

$$y'' + 3y' + 2y = 2x$$

$$x(t) = \cos(2t)$$

Solution: (stay tuned...)

$$y(t) = -0.1 \cos(2t) + 0.3 \sin(2t)$$

Only sine waves (and exponentials) have this property.

- Square waves don't
  - Triangle waves don't
  - Sawtooth waves don't
-

---

# Fourier Transform: (Covered in ECE 311 Circuits II)

If a function is periodic in time  $T$

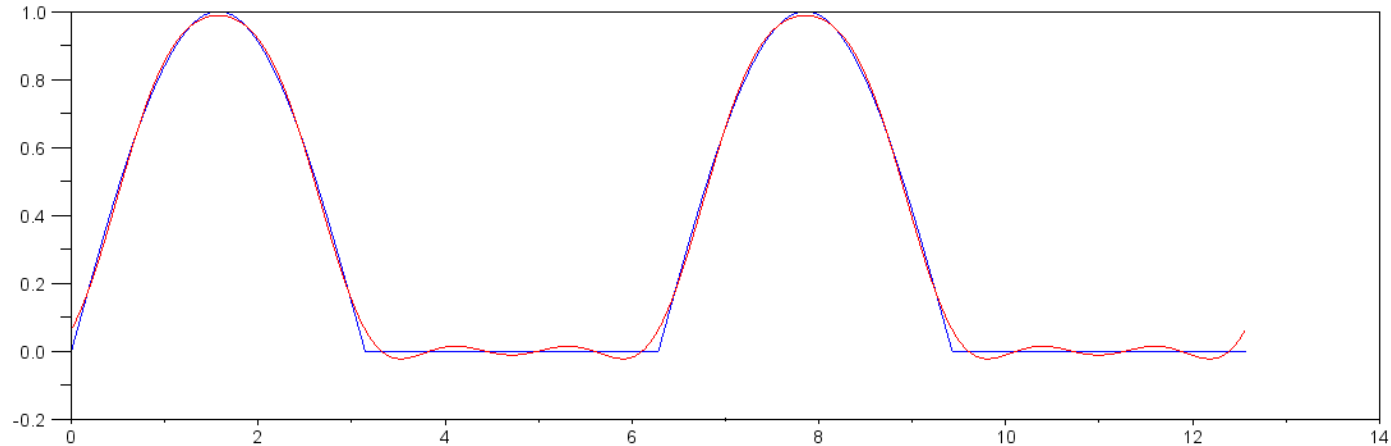
$$x(t) = x(t + T)$$

it can be expressed as a sum of sine waves. Example: a half-rectified sine wave

$$x(t) = \begin{cases} \sin(t) & \sin(t) > 0 \\ 0 & \text{otherwise} \end{cases}$$

can be expressed as the series

$$x(t) = \frac{1}{\pi} + \frac{1}{2} \sin(t) + \sum \left( -\frac{2}{\pi} \right) \cos(nt)$$

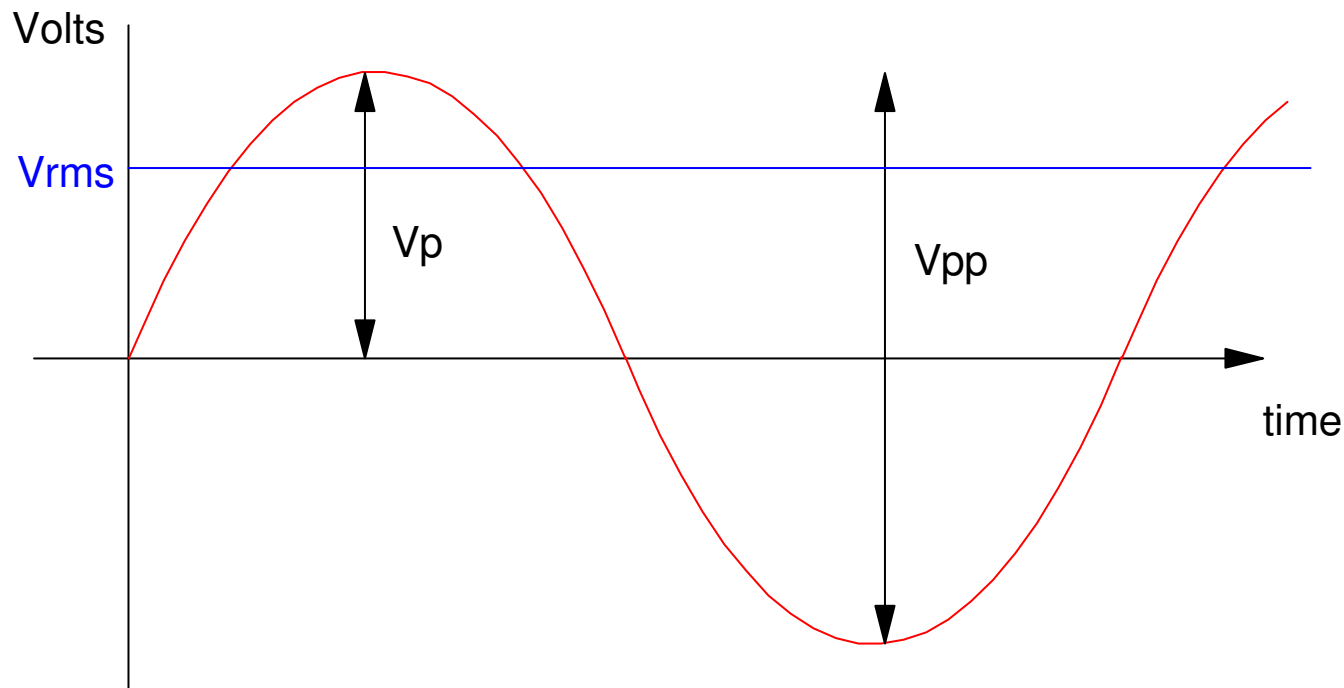


---

# Sine Wave Definitions

To alleviate some of the confusion, some definitions are needed.

- **V<sub>p</sub>: Peak Voltage:** The amplitude of the sine wave from it's average voltage (usually zero).
- **V<sub>pp</sub>: Peak to Peak Voltage:** The distance between the maximum and minimum voltage.  $V_{pp} = 2 V_p$
- **V<sub>rms</sub>: rms Voltage:** The DC voltage which would produce the same amount of heat through a 1 Ohm resistor.



- **Period (seconds):** Time time between zero crossings (or peak votlages)
- **Frequency (Hz):** One over the period
- **Frequency (rad/sec):** The natural frequency:  $1\text{Hz} = 2\pi \text{ rad/sec}$ .

